



**FRANKLIN
TITLE I
PARENT/GUARDIAN
ANNUAL MEETING**



THURSDAY, JANUARY 18TH 2018

TITLE I SCHOOLWIDE PROGRAMS

Title I is a federal program that provides funds to school districts and schools with high numbers or high percentages of children who are disadvantaged to support a variety of services.

- **2 Reading Intervention Teachers**
- **1 Math Intervention Teacher ($\frac{1}{3}$ time)**
- **Boys & Girls Club Family Engagement and After-School Programming**
- **Family Engagement Activities**
- **Plus, more!**

ALL CHILDREN

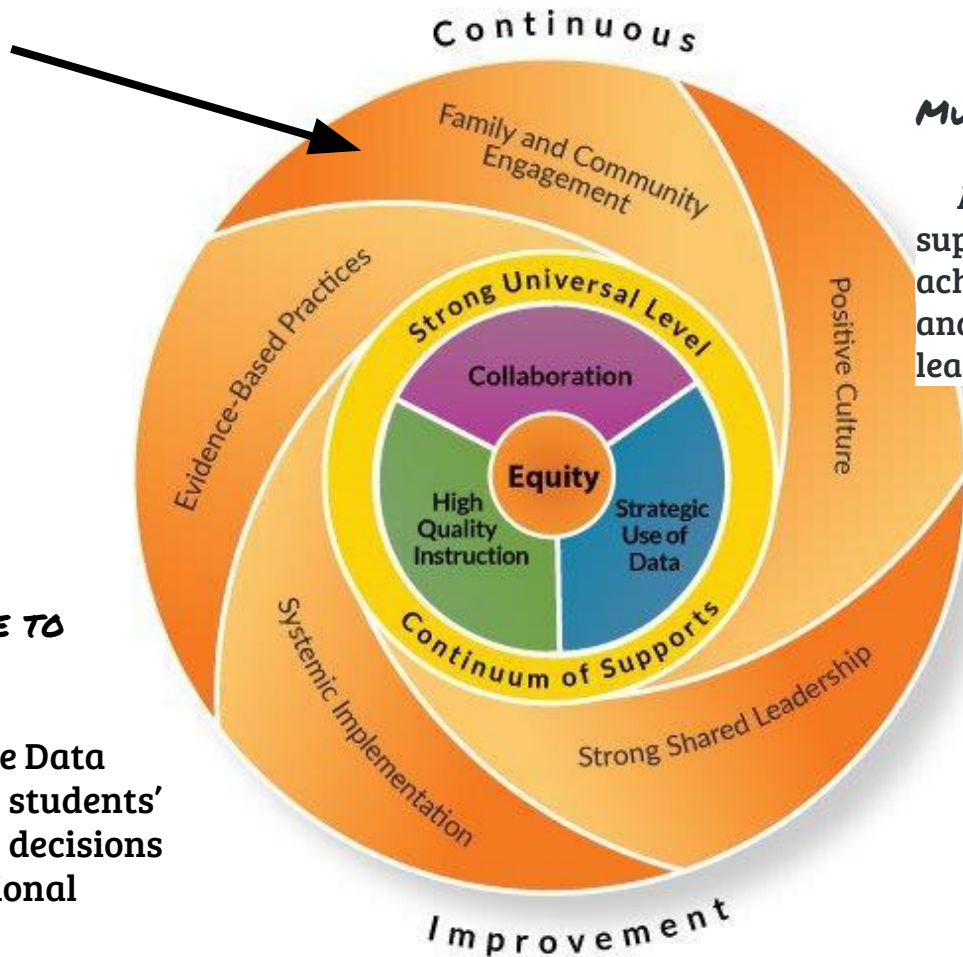
Schoolwide programs can use all allocated funds to increase the amount and quality of learning time. In this way, they can:

- embrace a high-quality curriculum,
- comprehensive plan,
- meet the state's challenging academic standards.

HIGHLY QUALIFIED STAFF

Staff qualifications

All staff in a schoolwide school, including teachers and paraprofessionals, must be appropriately licensed.



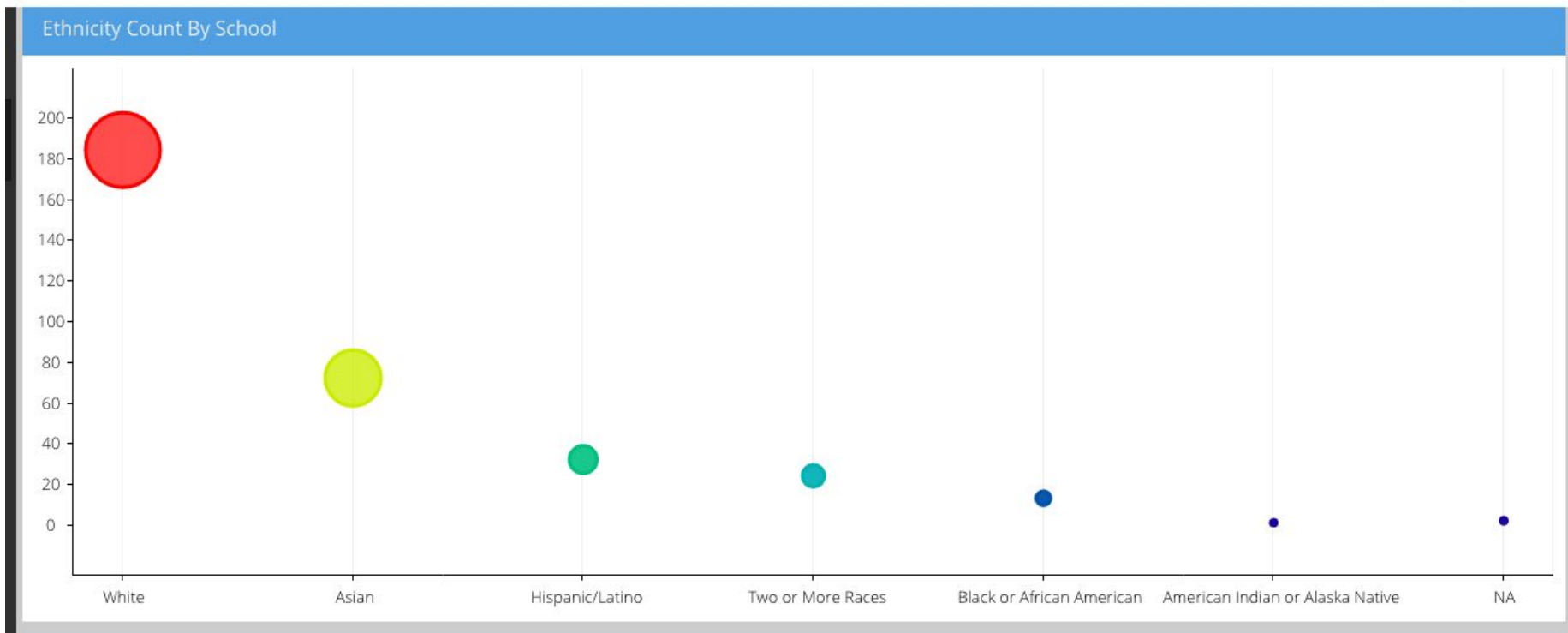
MULTI-LEVEL SYSTEM OF SUPPORT=

An equitable multi-level system of supports (MLSS) is a framework for achieving higher levels of academic and behavioral success for every learner

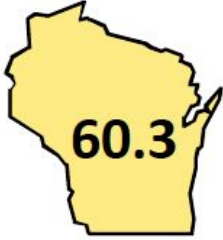
RTI= RESPONSE TO INTERVENTION

Collaborative Data Teams analyze students' data and make decisions about instructional plans.

Franklin Demographics 17-18 301 Students



Overall Score



Meets Few Expectations

Overall Accountability Ratings Score

Significantly Exceeds Expectations	83-100 ★★★★★
Exceeds Expectations	73-82.9 ★★★★☆
Meets Expectations	63-72.9 ★★★☆☆
Meets Few Expectations	53-62.9 ★★☆☆☆
Fails to Meet Expectations	0-52.9 ★☆☆☆☆

SCHOOL REPORT CARD 16-17

School Growth

English Language Arts (ELA) Growth
Mathematics Growth

Franklin

Statewide

47.0/100

66.0/100

29.2/50

33.0/50

17.8/50

33.0/50

On-Track and Postsecondary Readiness

Graduation Rate
Attendance Rate
3rd Grade English Language Arts (ELA) Achievement
8th Grade Mathematics Achievement

86.1/100

89.2/100

NA/NA

NA/NA

75.1/80

75.4/80

11.0/20

13.8/20

NA/NA

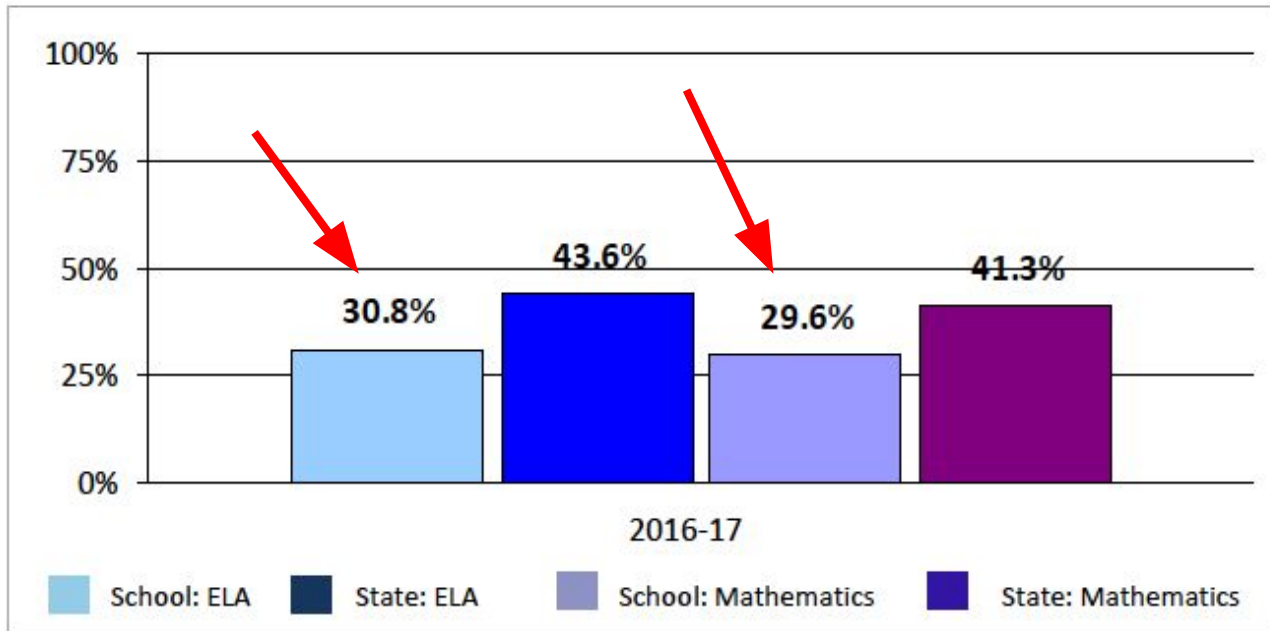
NA/NA

FORWARD EXAM: PERCENT PROFICIENT

Wisconsin Student Assessment System Percent Proficient and Advanced

Includes Forward Exam (grades 3-8), ACT (grade 11), and Dynamic Learning Maps (grades 3-8 and 11)

State proficiency is for all tested grades: 3-8 and 11



GOALS-SCHOOL IMPROVEMENT PROGRAM (SIP)

Principal: Elizabeth White

Title I After School Enrichment
Coordinator: Kim Larsen

Title 1 Parent Representative:
Rose O'Connor

Franklin staff and
Parents/Guardians are stakeholders

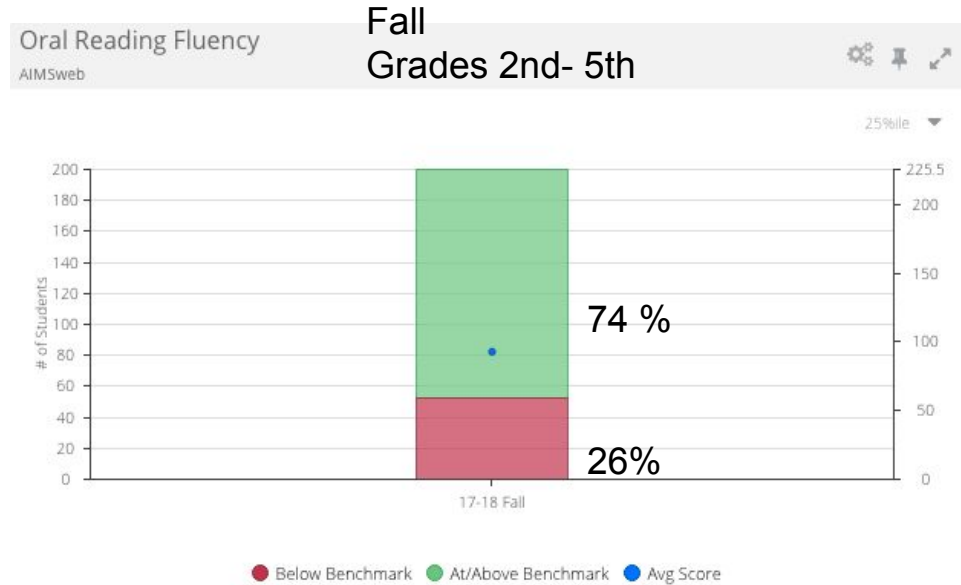
PARENT ENGAGEMENT GOAL:

- *I feel my opinions are taken into consideration when it comes to school policy decisions.*
2017= 3.43 to 2018 =4.0
- Increase family participation from average of 100 participants to 175 participants. *An increase of 15% participation.*

GOAL: READING

The following percentage of K-5 students will benchmark according to measurement tools:

1. Kdgn NWF 80% (increase of 15%)
2. 1st Grade NWF 85% (increase of 15%)
3. 2nd grade R-CBM 80% (increase of 25%)
4. 3rd Grade R-CBM 75% (increase of 32.5%)
5. 4th Grade R-CBM 80% (increase of 33%)
6. 5th Grade R-CBM 80% (increase of 23%)

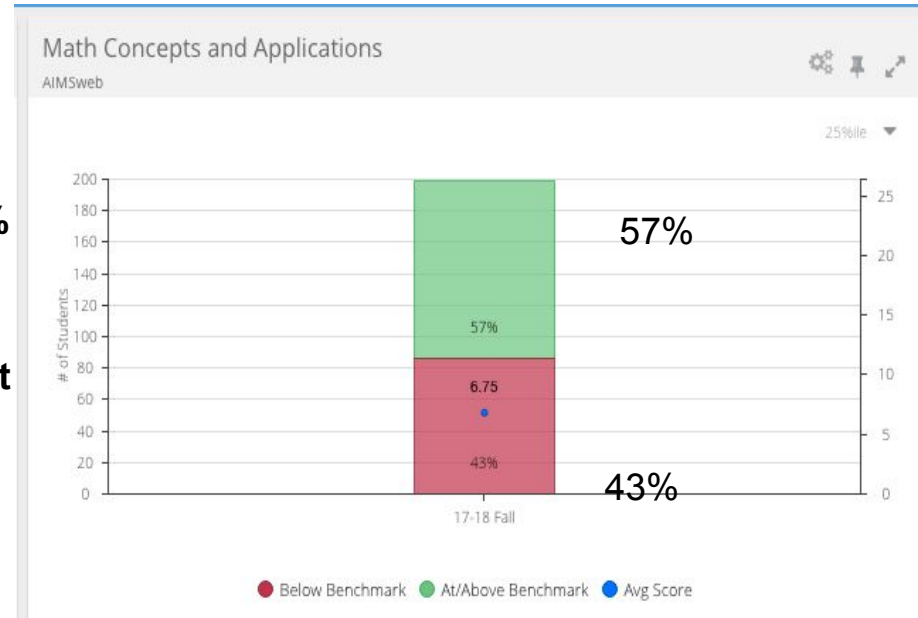


GOAL: MATH

The following percentage of K-5 students will benchmark according to measurement tools:

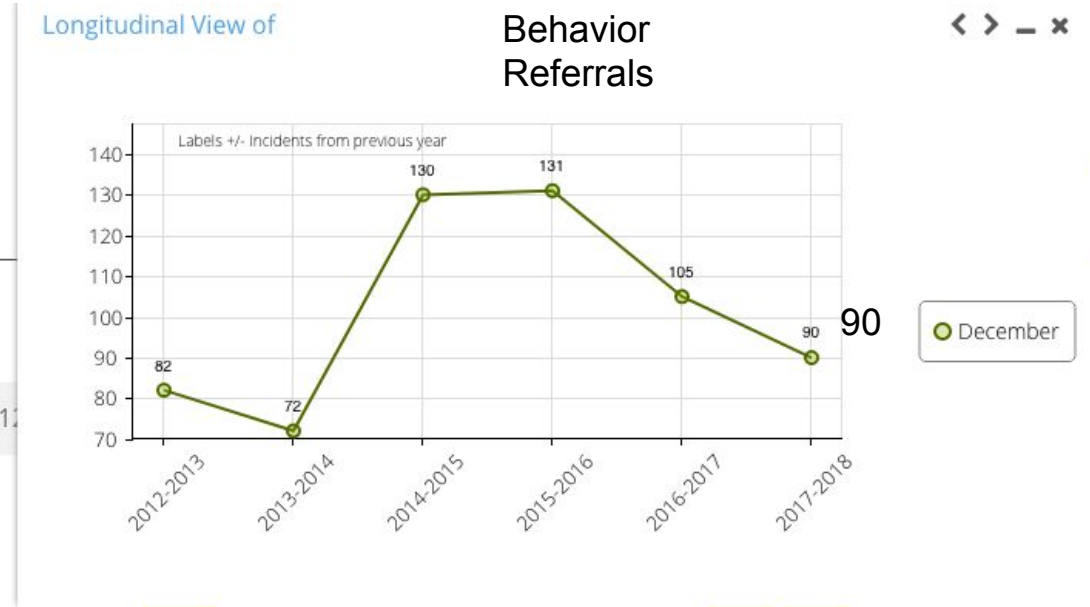
1. Kdgn & 1st Grade “Missing Number” = 85% Proficient & Above
2. 2nd grade M-CAP = 80% Proficient & Above
3. 3rd, 4th & 5th Grade M-CAP = 75% Proficient and above

Fall Grade 2nd-5th



Zones, Franklin 20, Universal Celebrations, Frankie Feathers, School Store

1. Increase number of students who never receive a Behavior Referral
2. Increase staff perception of students social emotional needs being met at school.



GOAL: STUDENT ENGAGEMENT (PBIS)

QUESTIONS?

CONCERNS?